

**SLK10**  
**10-inch High Power Flat Subwoofer**  
**04.2012**



**SOUNDSTORM®**  
L A B O R A T O R I E S

3451 LUNAR COURT, OXNARD CA 93030

PHONE: 805.983.8008

TOLL-FREE: 888.38.STORM

FAX: 805.983.7068

TECHNICAL SUPPORT:  
[www.soundstormlab.com](http://www.soundstormlab.com)



***User's Manual***



**SLK10**  
**10-inch High Power Flat Subwoofer**

## Product Specifications

Speaker Impedance	table	4 ohms
Free Air Resonance	(Fs)	38
Total Q Driver @ FS including all resistance's	(Qts)	0.549
Q of the Driver @ FS including non electrical resistance only	(Qms)	7.269
Q of the Driver @ FS including electrical resistance only	(Qes)	0.593
The Driver's compliance expressed as an equivalent	(Vas)	0.976
Volume of all (cubic Ft.)		
The Driver's linear displacement (inches)	(Xmax)	0.197
The DC resistance of the driver's single voice coil(ohm)	(Re)	3.6
Thermal Power rating of Driver (R.M.S./Peak)	(Pe)	400W/800W
The Driver's sensitivity (dB)	(Sens)	94

## Calculating Enclosures

It is difficult to give exact box dimensions that are universal for all cars and trucks. It is for this reason that you must be able to calculate the space in which you have available in order to achieve the proper air volume required.

It is recommended to build your enclosure from 3/4" thick MDF (medium density fiberboard). Make sure the enclosure is sealed air tight.

### Calculating External Volume

1) To calculate box volume, measure the outside Width x Height x Depth of the enclosure. Example 12" x 14" x 9" = 1512"

2) Next you must convert cubic inches into cubic feet. To do this, You must divide the cubic inch total by 1728". Example 1512 ÷ 1728= .875 Cubic feet

### Calculating Internal Volume

1) To calculate the internal (net) volume of the above box you must first multiply the thickness of the wood you are using by Two (2) Example; 3/4" x 2"=1.5"

2) Next Subtract 1.5 from each of the outside measurements of the box.  
Width 12-1.5=10.5 Height 14-1.5=12.5 Depth 9-1.5=7.5

3) Multiply the new totals (H x W x D) Example : 10.5 x 12.5 x 7.5=984.375

4) Next you must convert cubic inches into cubic feet.To do this,you must divide the cubic inch total by 1728" Example 984.375 ÷ 1728=. 5696 Cubic feet

Thank you for purchasing a SOUNDSTORM subwoofer. It is a state-of-the-art product carefully designed manufactured for vehicle use, and has been thoroughly tested to ensure consistent and reliable performance. If you have any question about the operation of your SOUNDSTORM subwoofer which are not answered by this manual, contact your dealer in the first instance.

## Precautions

- Before making holes, check the mounting space with supplied template
- To prevent noise pick-up, keep the wiring of this unit away from motors, high-voltage leads and other possible noise source.
- To prevent short-circuit, keep all wiring away from moving parts sharp edges.
- Make sure you have carefully read and understood the installation instruction.

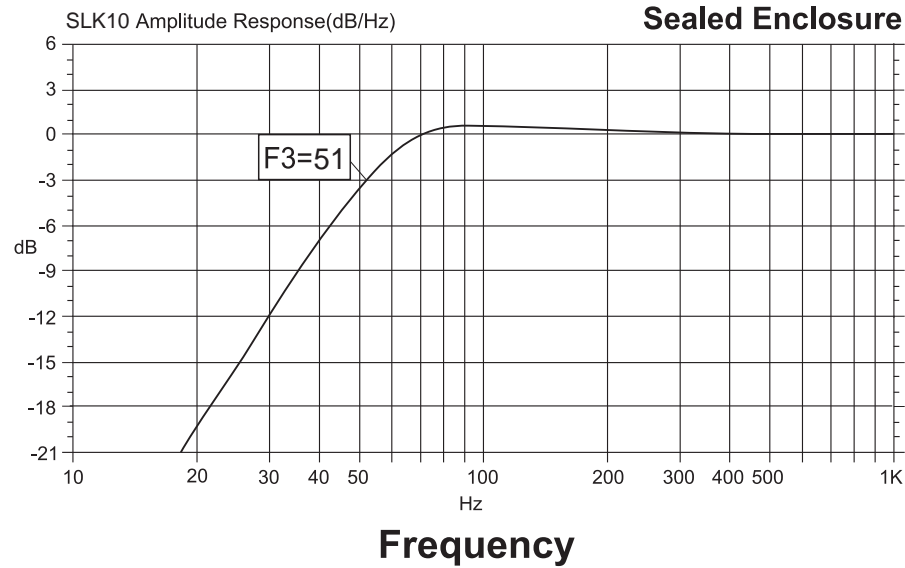
## 10" (254mm) Subwoofer

(400 Watts RMS Sealed Enclosure)

- 10" (254mm) BLACK POLY MICA CONE
- FOAM SURROUND
- 2" (51mm) HIGH TEMPERATURE KAPTON VOICE COIL
- 800 WATTS PEAK/400 WATTS RMS
- FREQUENCY RESPONSE: 28 Hz-2 KHz
- SENSITIVITY: 94dB (1 WATT/1 METER)
- IMPEDANCE: 4 OHMS
- MOUNTING DEPTH: 3-13/16" (97mm)

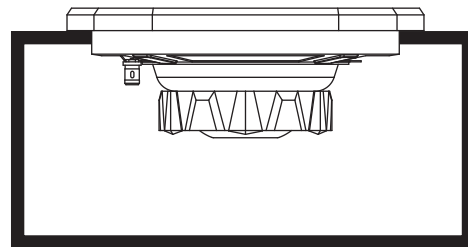
## Recommended Enclosures

Please note : Our recommended box volumes are given for internal air requirements.

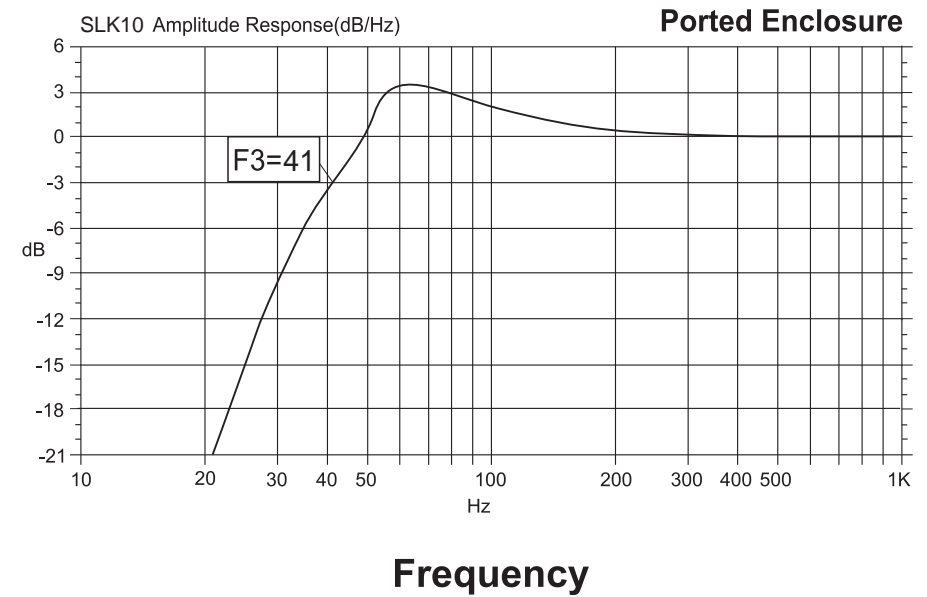


### Sealed Enclosure

Box Volume : 0.6 Cu Ft

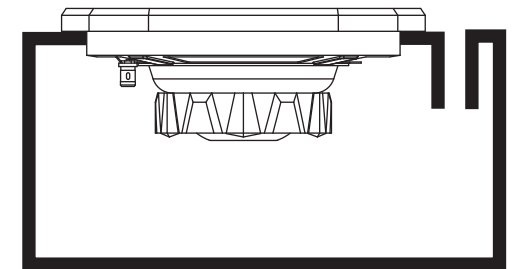


Box is given as internal air volume including driver displacement



### Ported Enclosure

Box Volume : 0.8 Cu Ft



Box is given as internal air volume including driver displacement

Port Frequency : 42 Hz  
Port Diameter : 3 Inches  
Port Length : 8 Inches