

Fs12
12-inch High Power Subwoofer

03.2012



SOUND STORM[®]
L A B O R A T O R I E S

3451 LUNAR COURT, OXNARD CA 93030

PHONE: 805.983.8008

FAX: 805.983.7068

TECHNICAL SUPPORT:
www.soundstormlab.com/support



 N1342

User's Manual



Fs12
12-inch High Power Subwoofer

FORCE
SERIES

Product Specifications

Speaker Impedance	table	4 ohms
Free Air Resonance	(Fs)	28
Total Q Driver @ FS including all resistance's	(Qts)	0.678
Q of the Driver @ FS including non electrical resistance only	(Qms)	8.19
Q of the Driver @ FS including electrical resistance only	(Qes)	0.74
The Driver's compliance expressed as an equivalent	(Vas)	5.203
Volume of all (cubic Ft.)		
The Driver's linear displacement (inches)	(Xmax)	0.158
The DC resistance of the driver's twin voice coils(ohms)	(Re)	3.6
Thermal Power rating of Driver (R.M.S./Peak)	(Pe)	250W/500W
The Driver's voice coil inductance(millihenries)	(le)	1.498
The Driver's sensitivity (dB)	(Sens)	94

Calculating Enclosures

It is difficult to give exact box dimensions that are universal for all cars and trucks. It is for this reason that you must be able to calculate the space in which you have available in order to achieve the proper air volume required.

It is recommended to build your enclosure from 3/4" thick MDF (medium density fiberboard). Make sure the enclosure is sealed air tight.

Calculating External Volume

1)To calculate box volume, measure the outside Width x Height x Depth of the enclosure. Example 12" x 14" x 9" = 1512"

2)Next you must convert cubic inches into cubic feet. To do this, You must divide the cubic inch total by 1728". Example 1512 ÷ 1728= .875 Cubic feet

Calculating Internal Volume

1)To calculate the internal (net) volumn of the above box you must first multiply the thickness of the wood you are using by Two (2) Example; 3/4" x 2"=1.5"

2)Next Subtract 1.5 from each of the outside measurements of the box.
Width 12-1.5=10.5 Height 14-1.5=12.5 Depth 9-1.5=7.5

3)Multiply the new totals (H x W x D) Example : 10.5 x 12.5 x 7.5=984.375

4)Next you must convert cubic inches into cubic feet.To do this,you must divide the cubic inch total by 1728" Example 984.375 ÷ 1728=. 5696 Cubic feet

Thank you for purchasing a SOUNDSTORM subwoofer. It is a state-of-the-art product carefully designed manufactured for vehicle use, and has been thoroughly tested to ensure consistent and reliable performance. If you have any question about the operation of your SOUNDSTORM subwoofer which are not answered by this manual, contact your dealer in the first instance.

Precautions

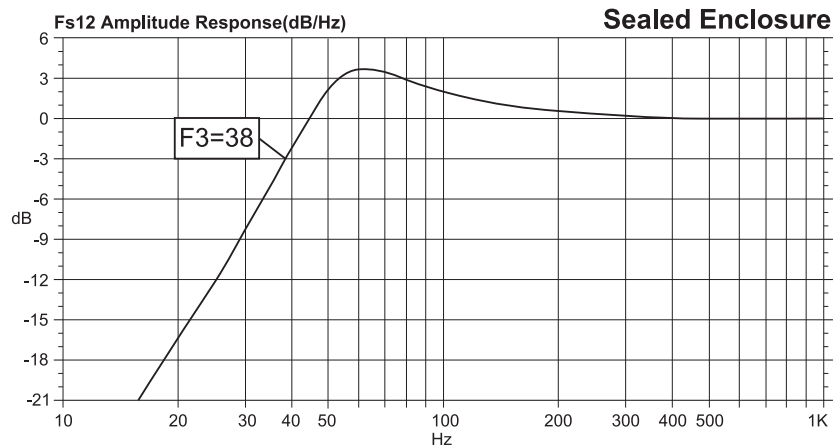
- Before making holes, check the mounting space with supplied template
- To prevent noise pick-up, keep the wiring of this unis away from motors, high-voltage leads and other possible noise source.
- To prevent short-circuit, keep all wiring away from moving parts sharp edges.
- Make sure you have carefully read and understood the installation instruction.

12" Subwoofer (250 Watts RMS Sealed Enclosure)

- 12" BLUE METALLIC POLY INJECTED CONE WITH FOAM SURROUND
- 1.5" HIGH TEMPERATURE KAPTON VOICE COIL
- 500 WATTS PEAK /250 WATTS RMS
- 60 OZ MAGNET STRUCTURE
- FREQUENCY RESPONSE: 25 HZ – 3KHZ
- SENSITIVITY: 94DB (1WATT/1 METER)
- IMPEDANCE: 4 OHM
- MOUNTING DEPTH: 4-3/4"

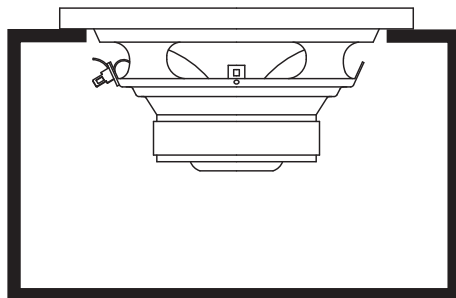
Recommended Enclosures

Please Note : Our Suggested box Volumes are given as internal Air requirements.

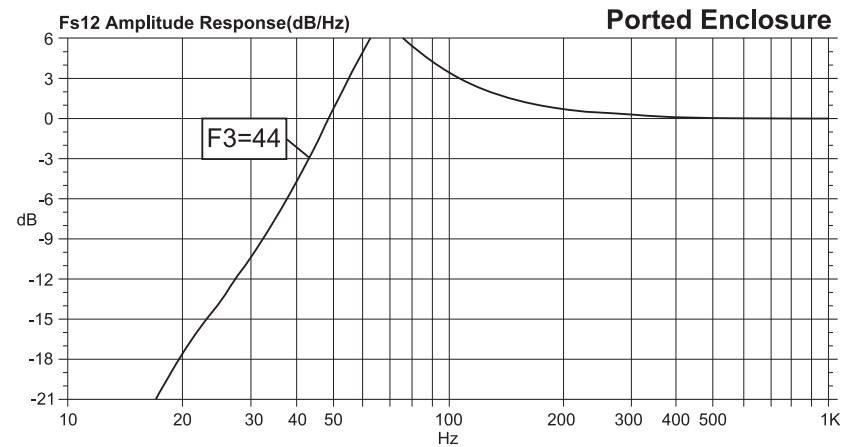


Sealed Enclosure

Box Volume : 1.5 Cu Ft

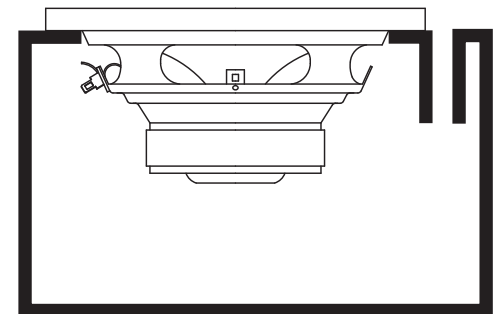


Box is given as internal air volume including driver displacement



Ported Enclosure

Box Volume : 1.5 Cu Ft



Box is given as internal air volume including driver displacement

Port Frequency : 38 Hz
Port Diameter : 4 Inches
Port Length : 10 Inches